



Disney Genie+ Service, Individual Lightning Lane and Virtual Lines

- **Genie+** includes Lightning Lane selections for most attractions. **Individual Lightning Lane purchases** can be made a la carte for ONE attraction at each park.
- **Genie+ reservations** and **Individual Lightning Lane purchases** replace the old FASTPASS+ system. [Lightning Lane lines](#) will allow you to skip the standby entrance lines.
- Purchase Genie+ anytime after 12:01 AM but before 7:00 AM on the morning of your park visit. It is recommended that you purchase it **no later than 6:45 AM**.
- Price for Genie+ will vary by date. Check the “My Disney Experience” App for the price for the day.
- You can begin making **Genie+ Lightning Lane** selections at **7:00 AM** the day of your theme park visit using your “My Disney Experience” app.
- Disney **Genie+** service Lightning Lane selections can only be made one at a time. You must redeem an existing Disney **Genie+** service Lightning Lane selection by tapping in at the ride entrance, or wait 2 hours - whichever comes first - before making another Lightning Lane entrance selection through Disney Genie+ service. Please note: the 2-hour wait to make another selection begins when the park opens, even if you made your first booking at 7:00 AM.

Prioritize selections by Theme Park:

FIRST STEP: Reserve your spots in the Virtual Line(s) at 7:00AM:

For EPCOT:

You can book your Virtual Line for “Guardians of the Galaxy: Cosmic Rewind” starting at 7:00AM. There is no Standby line for this ride. To experience this ride, you must either purchase the Individual Lightning Lane or book the Virtual Line. In the event all the reservations are booked up at 7:00AM you can try again at 1:00PM (only after you have arrived at the park).

For Magic Kingdom:

You can book your Virtual Line for “Tron Lightcycle / Run” starting at 7:00AM. There is no Standby line for this ride. To experience this ride, you must either purchase the Individual Lightning Lane or book the Virtual Line. In the event all the reservations are booked up at 7:00AM you can try again at 1:00PM (only after you have arrived at the park).



SECOND STEP: Recommended Genie+ reservations to make at 7:00AM at each of the theme parks:

Theme Park	Genie+ Attraction
Magic Kingdom	Peter Pan's Flight or Jungle Cruise
EPCOT	Test Track or Remy's Ratatouille Adventure or Frozen Ever After
Hollywood Studios	Slinky Dog Dash or Mickey and Minnie's Runaway Railway
Animal Kingdom	Kilimanjaro Safari or Na'vi River Journey

THIRD STEP: Individual Lightning Lane purchases to make at 7:00 AM for each of the theme parks:

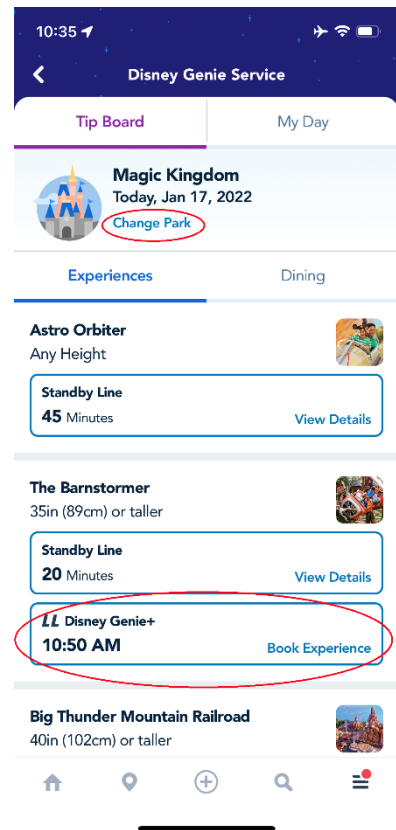
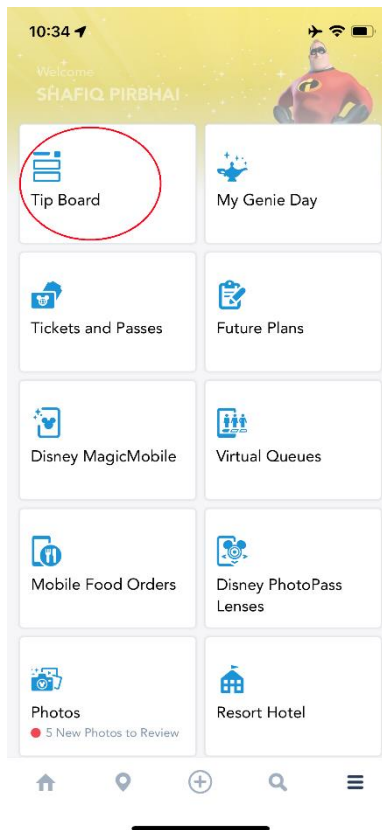
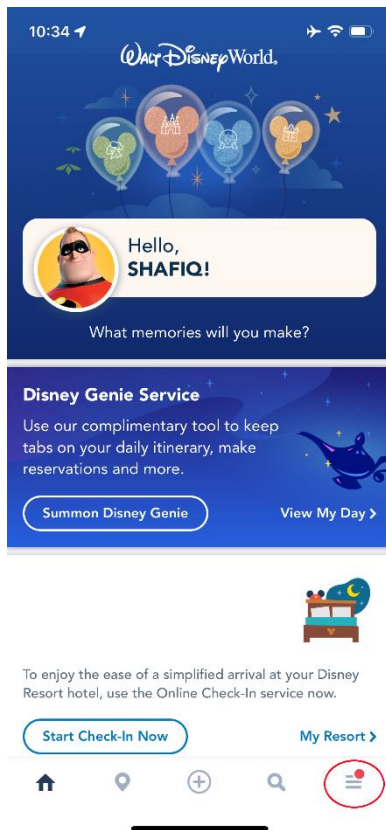
Theme Park	Lightning Lane purchases
Magic Kingdom	Tron Lightcycle / Run, Seven Dwarfs Mine Train
EPCOT	Guardians of the Galaxy: Cosmic Rewind
Hollywood Studios	Star Wars: Rise of the Resistance
Animal Kingdom	Avatar: Flight of Passage

Pricing and availability vary by attraction and specific date.



How to reserve Genie+ attraction or make an Individual Lightning Lane purchase:

1. Open your My Disney Experience App and select the bottom right menu (3 horizontal bars)
2. Select Tip Board.
3. Change Park if necessary. Then scroll down to the Genie+ attraction you want to reserve (or to the Individual Lightning Lane you want to purchase) and select it. Make sure you confirm all the way to the end to reserve/purchase the attraction.
4. Your reservations will appear under “My Genie Day”.
5. You can modify an existing Disney Genie+ reservation in the My Disney Experience “Tip Board” or “My Day” tab.



For more information visit: <https://disneyworld.disney.go.com/genie/lightning-lane/>

SHAFIQ & ZAHRA PIRBHAI
Pure Magic Vacations
613-614-7797
SHAFIQ@PUREMAGICVACATIONS.CA